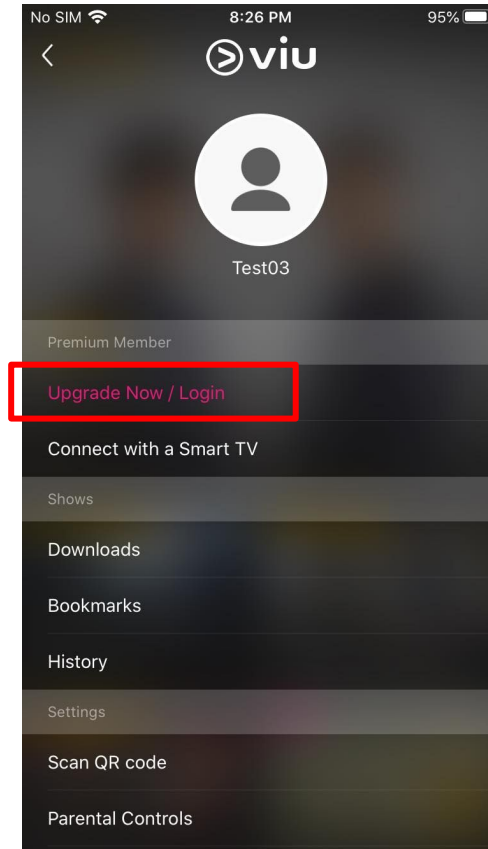


Resubscription Button (iOS)

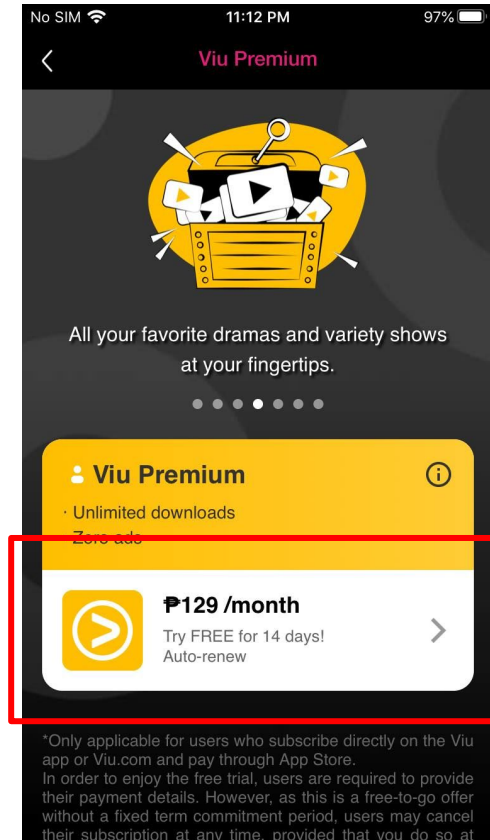
## Step 1

- User should upgrade to the latest version of the app.
- Go to Member Center.
- Select “Upgrade Now / Login”



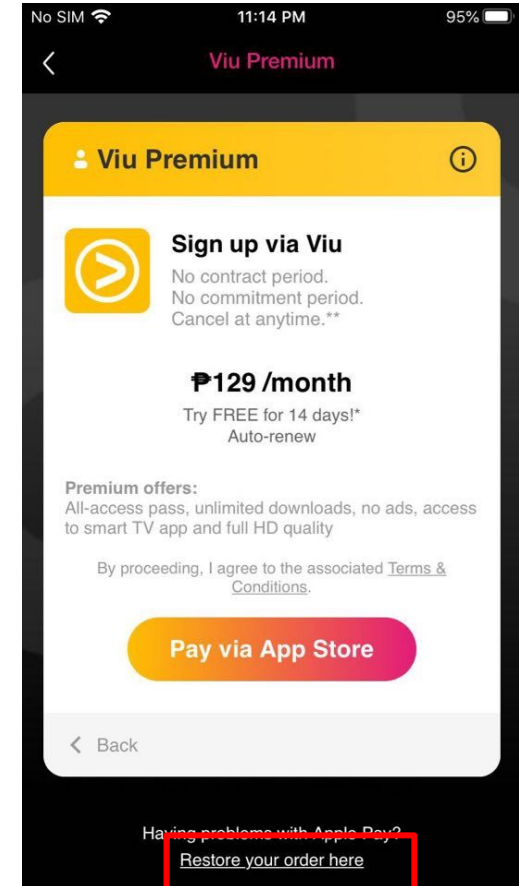
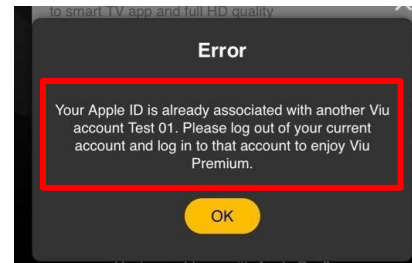
## Step 2

In the next screen, select “₱129 /month”



## Step 3

- In the next screen, instead of clicking “Pay via App Store” Click “**Restore your order here**”
- Possible results
  - User binded and can access Premium
  - User unable to bind as the Apple ID has other Viu account binding, **which will show on screen message.**

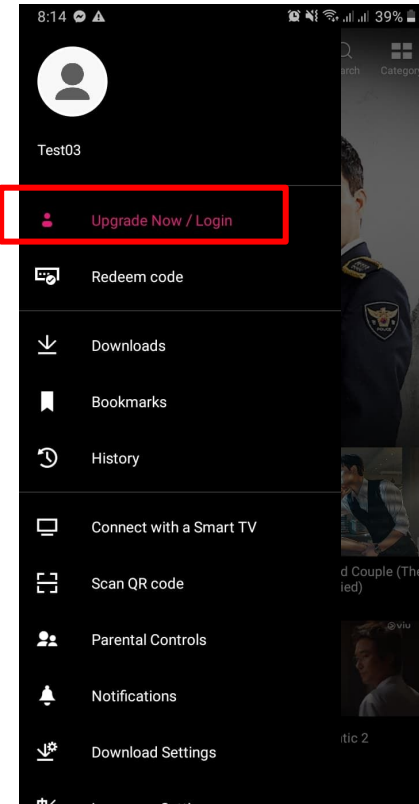




**Resubscription Button (Android)**



## Step 1

- User should upgrade to the latest version of the app.
- Go to Member Center.
- Select “Upgrade Now / Login “



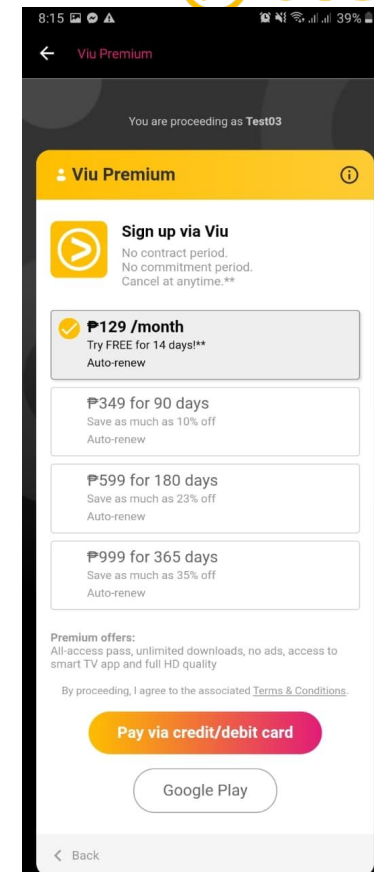
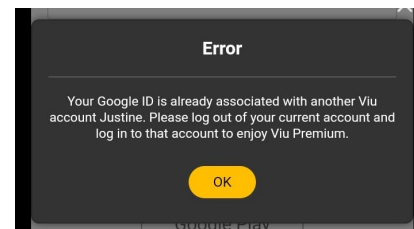
## Step 2

- In the next screen, tap on “More Payment Options”.
- Then, select “₱129 /month”



## Step 3

- In the next screen, instead of clicking “Google Play” Click “**Restore your order here**”
- Possible results
  - User binded and can access Premium
  - User unable to bind as the Google account has other Viu account binding, **which will show on screen message.**



Having problems with Google Play?  
Restore your order here